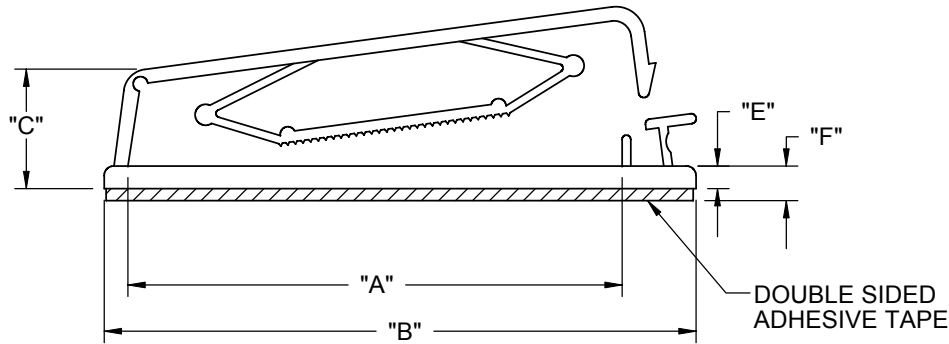
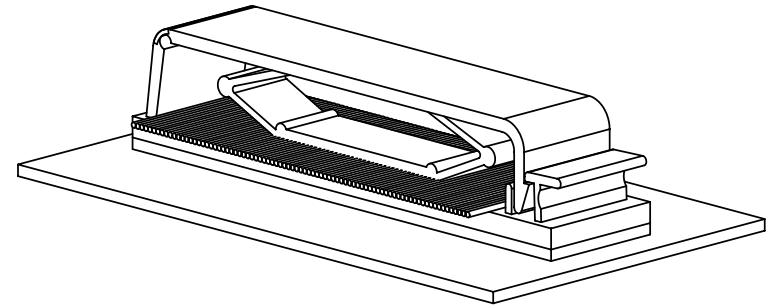
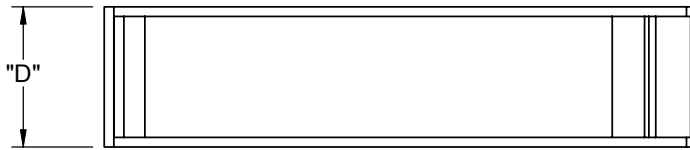


| PART NO. | MAX. NO. OF CONDUCTORS | "A" REF | "B" | "C" | "D" | "E" | "F" REF. |
|------------|------------------------|-------------|----------------------|----------------|---------------------|---------------|-----------|
| TFCC-30-01 | 30 | 32 [1.26] | 45+1.5/-0.5 [1.77] | 15.8±0.5 [.62] | 18.6+1.2/-0.3 [.73] | 3±0.2 [.12] | 4.6 [.18] |
| TFCC-40-01 | 40 | 54 [2.13] | 67±1 [2.64] | | 15.8±1 [.62] | 3.1±0.2 [.12] | 4.7 [.19] |
| TFCC-50-01 | 50 | 65.2 [2.57] | 78.4+1.5/-0.5 [3.09] | | 18.8+1.2/-0.3 [.74] | | |



- NOTES:
 1. MATERIAL: NYLON 6/6 UL 94 V-2 (RMS-01)
 2. COLOR: NATURAL
 3. TAPE: ACRYLIC (RMS-92)
 4. PART DESIGNED IN MM, INCH CONVERSION IS FOR REFERENCE ONLY.

| REV. | | | TITLE: TENSION FLAT CABLE CLAMP | | | | DWG IN MM [IN] | | FINAL | |
|------|------------------------------------|-------------|--|---------------|--|--------------|----------------|--|------------|----------|
| H | SEE CO 200082 FOR CHANGES | SK 12/06/07 | CREATED USING SOLIDWORKS | FILE #: TFCC | DWN: SK | APP: BR | PART # | | PRINT TYPE | |
| G | SEE CO 200041 FOR CHANGES | SK 09/28/07 | GENERAL TOLERANCE ±0.25 MM UNLESS OTHERWISE STATED | SHEET: 1 OF 1 | SHEET SIZE: A | DT: 08/25/05 | | | | CHKD: RT |
| F | REDRAWN, SEE ECN #1043 FOR CHANGES | SK 08/25/05 | RE: RICHCO, INC. | | RICHCO, INC. ENG@RICHCO-INC.COM (773) 539-4060 | | SEE TABLE | | CA | |
| - | SEE ENGINEERING FOR REVISIONS A-E | --- | ENGR. DATE | | | | | | | |